


APACHE[®]

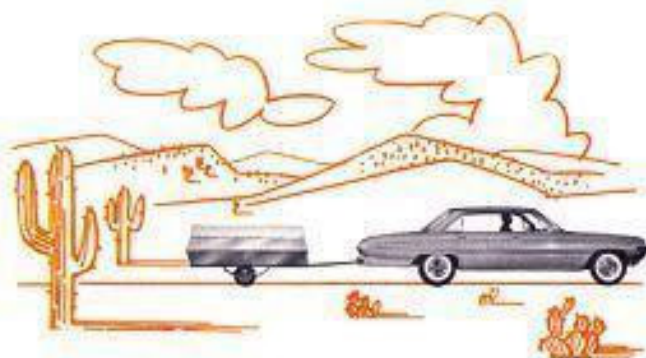
for '61



AMERICA'S NEWEST, MOST COMFORTABLE
CAMPING TRAILERS



www.apacheowners.com



APACHE EAGLE

The all-new Apache Eagle packs more room, more comfort and more quality into a single unit than any off-the-ground camping trailer made. The Eagle quickly unfolds out of its compact trailer into a spacious living area with two double beds plus generous floor area. Five large screened and zippered windows provide light, airy summer ventilation. Comfortable sleeping is assured by the off-the-ground position of the entire cover and the polyfoam mattresses. Four individual covered compartments provide large storage capacity. Advanced design and quality construction assure many years of camping fun and comfort. Price f.o.b. Lapeer \$645



SPECIFICATIONS

TRAILER—GENERAL

7' 2" Long—5' 6" Wide • Road Height 45" • Net Weight 425 lbs.
 • Recommended Carrying Weight 400 lbs. • Removable steel tongue
 • Quick coupling hitch • Two auxiliary safety chains • Demountable 4 lug wheels • Solid steel axle • Hi-speed Timken tapered roller bearings • 4.80/8"—4 ply tires (Hi-Speed) • All Steel parts cadmium plated

COVER QUALITIES AND DIMENSIONS

11 oz. Vivatex treated army duck • Pearl Gray Color • Mildew resistant • 1 large picture window • 4 windows over beds • All windows heavy-duty zippered and nylon screened • Screen door and storm flap • Self supported bow system • Cover clips securely to trailer body • Erected size—12' 6" wide, 7' 2" deep • Height—6' 4" peak • 2 beds—6' 4" long, 4" wide • Permanent canopy—50 sq. ft.

TRAILER BODY—(REYNOLDS ALUMINUM)

Rigid, lightweight, aircraft type construction • 2 permanently made-up beds • polyfoam mattresses • 4 individual storage compartments • Armstrong linoleum floor covering • Over 34 square feet of floor space • Rigid multi-paneled rear door • 4 quick adjustable levelling legs • Heavy vinyl coated travelling cover • Directionals, stop lights and tail lights • Body completely undercoated.



APACHE CHIEF

Fast assembly, proven quality plus many "extras" make the Chief America's most popular camping trailer. Mildew resistant Vivatex treated canvas, heavy duty zippers, nylon screens and rigid telescopic frame mean years of dependable service. In addition, the Chief features a draft-free sewed-in floor, polyfoam mattress, wide canopy and three large windows . . . all as standard equipment. The lightweight Reynolds color-weld aluminum trailer body has 42 cubic feet of storage space in four easy-access locking compartments. Price f.o.b. Lapeer \$525



SPECIFICATIONS

TRAILER—GENERAL


7' long—4' wide • Road height 42" • Net weight 340 lbs. • Recommended carrying weight 400 lbs. • Removable tubular steel tongue • Quick coupling hitch • 2 auxiliary safety chains • Demountable 4 lug wheels • Solid steel axle • Hi-speed Timken tapered roller bearings • 4.80/8" 4 ply tires (Hi-speed) • All steel parts cadmium plated.

COVER QUALITIES AND DIMENSIONS

13 oz. Vivatex treated army duck • Pearl gray color • Mildew resistant • 3 large inside opening windows • Zippered closures and nylon screens • Nylon screen and canvas door with 2-way, heavy duty zippers • Draft-proof sewed-in floor • Self supported telescopic bow system • Cover semi-permanently attached to trailer • Side walls—6' • Erected size—7' wide, 11½' long • Canopy (standard)—7' 6" long, 7' wide.

TRAILER BODY

Rigid, lightweight, aircraft type aluminum construction • Reynolds color-weld aluminum finished • Permanently made-up bed with polyfoam mattress • 4 Locked storage compartments • Instantly accessible • 42 cu. ft. of storage space • 4 Rigidly constructed multi-panelled doors • All doors lock with same key • 4 quick adjustable levelling legs • Heavy vinyl coated travelling cover.



APACHE SCOUT

Priced within easy reach of any camper, the economical Scout features the same fast assembly, quality construction, roominess and comfort characteristics of the entire Apache line. Reynolds color-weld aluminum body and mildew resistant cover will provide many years of carefree camping. The full-size cover has 44 square feet of sewed-in floor space. For comfort, the double bed is raised and equipped with two air mattresses. 33 cubic feet of accessible storage space. Price f.o.b. Lapeer \$345



SPECIFICATIONS

TRAILER—GENERAL

6' 4" Long—4' Wide • Road height—3 Ft. • Net Weight—250 lbs. • Recommended carrying weight—350 lbs. • Quick coupling hitch • 4-ply tires • Timken bearings • Solid steel axle • Leaf springs • Safety chains.

COVER QUALITIES AND DIMENSIONS

11 oz. Vivatex treated army duck • Pearl gray • Mildew resistant • Nylon screen door and window • 2-way heavy duty zippers • Draft-proof sewed-in floor • Cover semi-permanently attached to trailer • Erected size—11' wide, 6' 4" deep • Height—7' peak • Side walls—5'.

TRAILER BODY

Rigid, lightweight, aircraft type construction • Reynolds color-weld finished aluminum • Double bed with 2 air mattresses • Quick adjust-a-level legs • Heavy vinyl travelling cover • 33 cu. ft. of storage space • Directionals, stop lights and tail lights.

Check These *Eagle* Features:



ROOM TO SPARE . . . over 4' 6" of floor space between the two wide double beds with 6' 4" standing room . . . all from this compact trailer.



LIGHT, COMPACT . . . the Eagle is easily moved into desired position for set up . . . easily stored between trips.



SOLID COMFORT . . . two full-size beds comfortably sleep four or more. Polyfoam mattresses are standard equipment.



AMPLE STORAGE . . . four individual covered storage compartments hold enough food and equipment for several days camping.

Complete Assembly ...In Minutes

One of the outstanding features of each trailer in the Apache line is its speed and ease of assembly. In minutes, one person can completely put up the cover. It takes no special knack, needs no tools. When you are ready to move on, the Apache repacks just as fast. Nowhere else can you get such a big camping value in such a compact unit. For the most convenient and comfortable camping trip you have ever taken, start out with an Apache camping trailer.

HERE'S HOW EASY IT IS TO SET UP THE APACHE EAGLE



1. Adjustable leveling legs are quickly lowered and locked into position.



2. Traveling cover is removed and the right side of the unit is ready to be raised.



3. A simple swing motion lifts the right side upward into position.



4. The left side of the unit is raised by the same easy method.



5. The beds roll out from the trailer body and the adjustable drop legs lock securely in position.



6. The front canopy is raised and the Eagle is ready to be occupied.

APACHE



CAMPERS CLUB

All purchasers of Apache camping trailers are eligible for membership in the Apache Campers Club. Membership in this club is nationwide and the following events and activities have been planned for this year:

1. Apache Campers Rally will be held in August. Location and date will be announced by your dealer and Apache Campers Club Bulletin.
2. Valuable prizes will be awarded at the national campers rally. Thirteen prizes ranging from \$2,400 to \$55.00 will be awarded. See your local dealer for full details.
3. The informative bulletin featuring camping hints, conversion ideas, suggested trips, conservation and new camping spots will be sent bi-monthly to each member.

Plus . . . Identification card, arm patches, auto stickers. See your Apache dealer for full details.

OPTIONAL EQUIPMENT:

SPARE TIRE AND WHEEL	\$18.45
4.80 x 8" 4-ply tire mounted on standard 4-lug wheel.	
CONTINENTAL CARRIER KIT	\$6.00
Two lug bolts, lock with two keys and full chrome wheel disc.	
CHROME WHEEL DISCS	\$2.50 each
BOAT RACK (for Chief only)	\$20.40
Lightweight rack fits over trailer, holds most portable boats.	
SCREENED ENCLOSURE	Price on request
Fits Chief and Eagle models, forms an extra living area.	

Prices listed in this brochure are suggested retail prices in the United States, f.o.b. Lapeer, Michigan. Prices slightly higher in Canada and abroad.

We reserve the right to make changes at any time without notice in price, color, materials, equipment, specifications, models and also to discontinue models or to make changes without obligation regarding previous models.

Manufactured by
VESELY MANUFACTURING COMPANY

Box 151, Lapeer, Michigan

www.apacheowners.com